



SCOUTMASTER BUCKY

Scouts participating in a Scoutmaster Bucky merit badge opportunity, whether online or in person, should consider using the Music and Bugling merit badge pamphlet for discovery and knowledge, along with the Bugling class preparation pages for clarifications, insights, and expectations.

<https://scoutmasterbucky.com/merit-badges/bugling/bugling-pamphlet.pdf>

<https://scoutmasterbucky.com/merit-badges/bugling/bugling-cpp.pdf>

A BUGLE, TRUMPET, OR CORNET MAY BE USED TO MEET THESE REQUIREMENTS.

REQUIREMENT 6 REQUIRES SCOUTMASTER APPROVAL.

REQUIREMENT 1: Give a brief history of the bugle.

Notes:

REQUIREMENT 2a: Explain and demonstrate how the bugle makes sound.

Consider using the [Bugling Merit Badge Pamphlet](#) for preparation information

This requirement must be reviewed with your merit badge counselor.

BE PREPARED!

Notes:



SCOUTMASTER BUCKY

REQUIREMENT 2a: Explain how the bugle is related to other brass wind instruments.

Notes:

REQUIREMENT 2b: Compose a bugle call for your troop or patrol to signal a common group activity, such as assembling for mealtime or striking a campsite. Play the call that you have composed before your unit or patrol.





SCOUTMASTER BUCKY

REQUIREMENT 3: Sound 10 of the following bugle calls:

REQUIREMENT 4: Explain when each of the calls in requirement 3 is used.

FIRST CALL:

First Call

$\text{♩} = 96$



[CLICK HERE TO LISTEN TO FIRST CALL](#)

How is this call used:

REVEILLE:

Reveille

$\text{♩} = 152$



[CLICK HERE TO LISTEN TO REVEILLE](#)

How is this call used:



SCOUTMASTER BUCKY

ASSEMBLY:

Assembly

$\text{♩} = 200$




[CLICK HERE TO LISTEN TO ASSEMBLY](#)

How is this call used:

MESS:

Mess

$\text{♩} = 152$



[CLICK HERE TO LISTEN TO MESS](#)

How is this call used:




SCOUTMASTER BUCKY

DRILL CALL:

Drill Call

$\text{♩} = 144$




[CLICK HERE TO LISTEN TO DRILL CALL](#)

How is this call used:

FATIGUE:

Fatigue

Quick



[CLICK HERE TO LISTEN TO FATIGUE](#)


How is this call used:



SCOUTMASTER BUCKY

OFFICER'S CALL:

Officer's Call



[CLICK HERE TO LISTEN TO OFFICER'S CALL](#)

How is this call used:

RECALL:

Recall



[CLICK HERE TO LISTEN TO RECALL](#)


How is this call used:



SCOUTMASTER BUCKY

CHURCH CALL:

Church Call




[CLICK HERE TO LISTEN TO CHURCH CALL](#)

How is this call used:

SWMMING CALL:

Swimming Call



[CLICK HERE TO LISTEN TO SWIMMING CALL](#)

How is this call used:



FIRE CALL:

Fire Call



[CLICK HERE TO LISTEN TO FIRE CALL](#)

How is this call used:

RETREAT (EVENING COLORS):

Retreat (Evening Colors)



[CLICK HERE TO LISTEN TO RETREAT \(EVENING COLORS\)](#)

How is this call used:



TO THE COLORS:

To The Colors

$\text{♩} = 132$




[CLICK HERE TO LISTEN TO TO THE COLORS](#)

How is this call used:

CALL TO QUARTERS:

Call To Quarters



[CLICK HERE TO LISTEN TO CALL TO QUARTERS](#)

How is this call used:



SCOUTMASTER BUCKY

TAPS:

Taps



[CLICK HERE TO LISTEN TO TAPS](#)

How is this call used:

REQUIREMENT 5: Explain how to care for, clean, and maintain a bugle.

Notes:



Bugling Merit Badge Workbook

SCOUTMASTER BUCKY

REQUIREMENT 6: Serve as bugler in your troop for three months.

Have your Scoutmaster sign off to validate that you have fulfilled the required tenure as the Troop Bugler

This requirement must be reviewed with your merit badge counselor.

BE PREPARED!

Troop:

Dates served as Bugler:

SCOUTMASTER APPROVAL: IS REQUIRED FOR COMPLETION CONSIDERATION.

Scoutmaster's Name

Phone or Email

Scoutmaster's Signature

Date

☐

approved

Notes: