



Fishing Merit Badge Workbook

SCOUTMASTER BUCKY

Scouts participating in a Scoutmaster Bucky merit badge opportunity, whether online or in person, should consider using the Fishing merit badge pamphlet for discovery and knowledge, along with the class preparation pages for clarifications, insights, and expectations.

<https://scoutmasterbucky.com/merit-badges/fishing/fishing-pamphlet.pdf>

<https://scoutmasterbucky.com/merit-badges/fishing/fishing-cpp.pdf>

REQUIREMENT 1a: Explain to your counselor the most likely hazards you may encounter while participating in fishing activities, and what you should do to anticipate, help prevent, mitigate, and respond to these hazards.

HAZARD #1

Description:

Anticipate:

Help Prevent:

Mitigate:

Respond:



SCOUTMASTER BUCKY

HAZARD #2

Description:

Anticipate:

Help Prevent:

Mitigate:

Respond:



SCOUTMASTER BUCKY

HAZARD #3

Description:

Anticipate:

Help Prevent:

Mitigate:

Respond:



SCOUTMASTER BUCKY

HAZARD #4

Description:

Anticipate:

Help Prevent:

Mitigate:

Respond:



SCOUTMASTER BUCKY

HAZARD #5

Description:

Anticipate:

Help Prevent:

Mitigate:

Respond:



SCOUTMASTER BUCKY

HAZARD #6

Description:

Anticipate:

Help Prevent:

Mitigate:

Respond:



SCOUTMASTER BUCKY

REQUIREMENT 1b: Discuss the prevention of and treatment for the following health concerns that could occur while fishing: cuts and scratches, puncture wounds, insect bites, hypothermia, dehydration, heat exhaustion, heatstroke, sunburn.

CUTS & SCRATES:

Prevention:

Symptoms:

Treatment:

PUNCTURE WOUNDS:

Prevention:

Symptoms:

Treatment:



SCOUTMASTER BUCKY

INSECT BITES:

Prevention:

Symptoms:

Treatment:

HYPOTHERMIA:

Prevention:

Symptoms:

Treatment:



SCOUTMASTER BUCKY

DEHYDRATION:

Prevention:

Symptoms:

Treatment:

HEAT EXHAUSTION:

Prevention:

Symptoms:

Treatment:



SCOUTMASTER BUCKY

HEATSTROKE:

Prevention:

Symptoms:

Treatment:

SUNBURN:

Prevention:

Symptoms:

Treatment:



SCOUTMASTER BUCKY

REQUIREMENT 1c: Explain how to remove a barbed hook that is lodged in someone's arm.

Notes:

REQUIREMENT 1d: Name and explain five safety practices you should always follow while fishing.

Safety Practice #1:

Safety Practice #2:

Safety Practice #3:

Safety Practice #4:

Safety Practice #5:



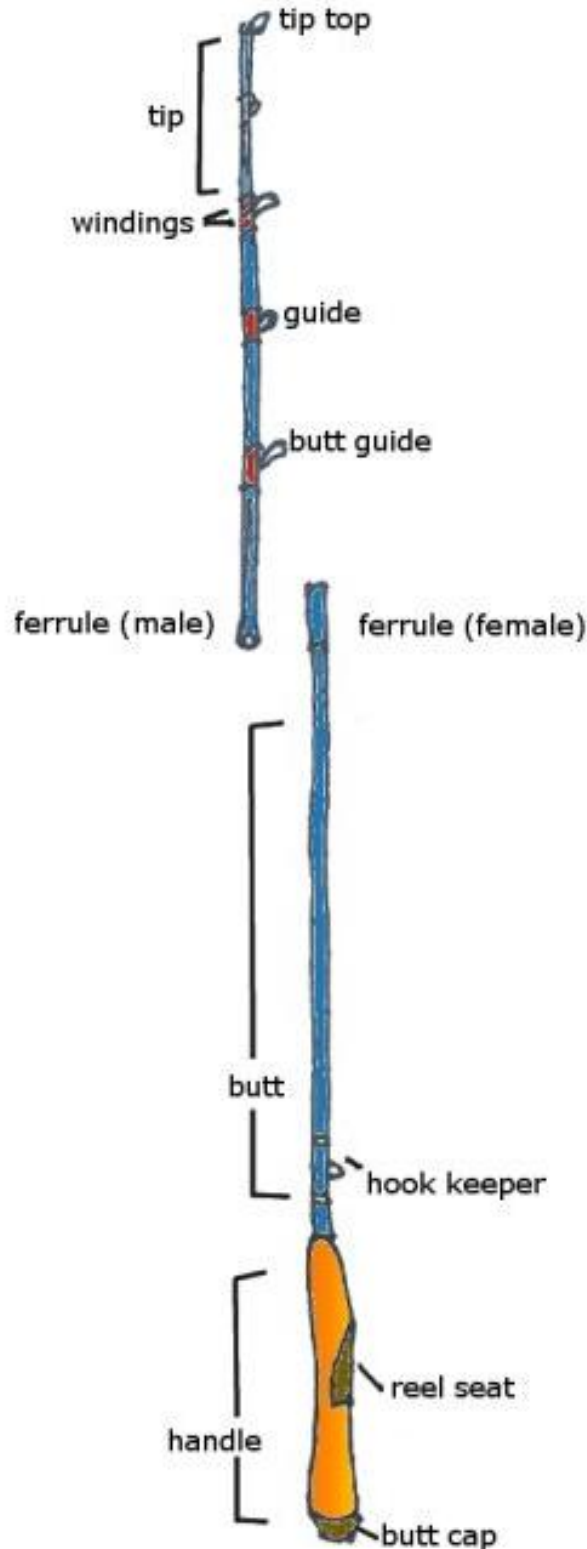
REQUIREMENT 2: Discuss the differences between two types of fishing outfits.

Outfit #1:

Outfit #2:



REQUIREMENT 2: Point out and identify the parts of several types of rods and reels.





REQUIREMENT 2: Explain how and when each would be used. Review with your counselor how to care for this equipment.

ROD #1:

Type / Name:

How and When Used:

ROD #2:

Type / Name:

How and When Used:

ROD #3:

Type / Name:

How and When Used:



SCOUTMASTER BUCKY

ROD #4:

Type / Name:

How and When Used:

ROD #5:

Type / Name:

How and When Used:

ROD #6:

Type / Name:

How and When Used:



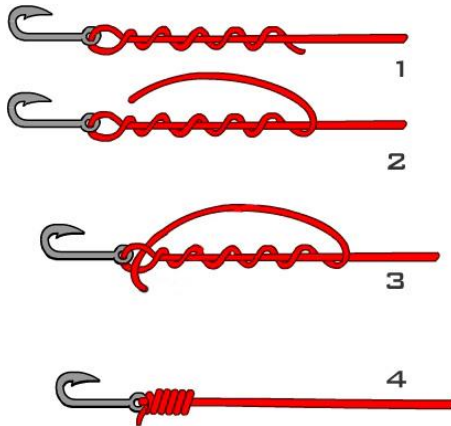
REQUIREMENT 3: Demonstrate the proper use of two different types of fishing equipment.

Consider using the [Fishing Merit Badge Pamphlet](#) for preparation information
This requirement must be reviewed with your merit badge counselor.

BE PREPARED!


REQUIREMENT 4: Demonstrate how to tie the following knots: improved clinch knot, Palomar knot, uni knot, uni to uni knot, and arbor knot. Explain how and when each knot is used.

IMPROVED CLINCH KNOT



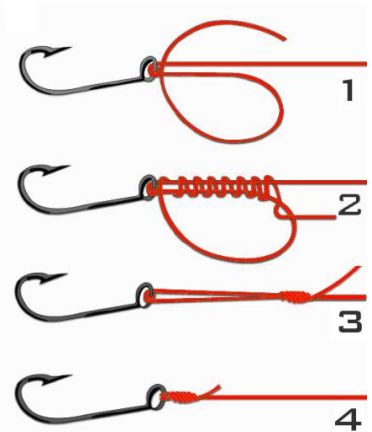
How and When Used:

PALOMAR KNOT



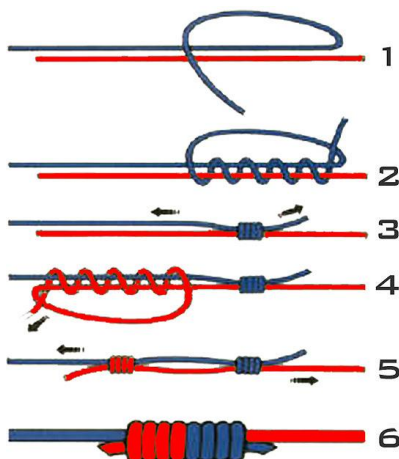
How and When Used:

UNI KNOT



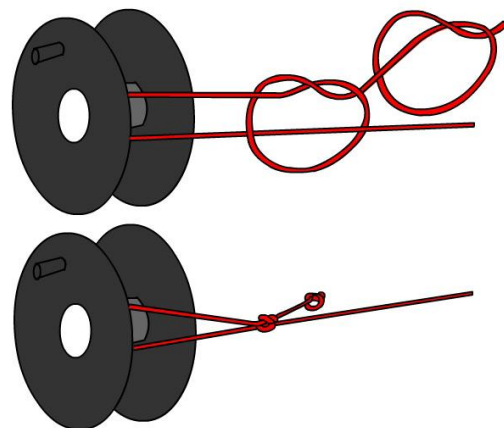
How and When Used:

UNI to UNI KNOT



How and When Used:

ARBOR KNOT



How and When Used:



SCOUTMASTER BUCKY

REQUIREMENT 5: Name and identify five basic artificial lures and explain how to fish with them.

ARTIFICIAL LURE #1:

Name / Type Lure:

Draw or attach a photo of the lure here

How to fish with this lure:

ARTIFICIAL LURE #2:

Name / Type Lure:

Draw or attach a photo of the lure here

How to fish with this lure:



SCOUTMASTER BUCKY

ARTIFICIAL LURE #3:

Name / Type Lure:

Draw or attach a photo of the lure here

How to fish with this lure:

ARTIFICIAL LURE #4:

Name / Type Lure:

Draw or attach a photo of the lure here

How to fish with this lure:



SCOUTMASTER BUCKY

ARTIFICIAL LURE #5:

Name / Type Lure:

Draw or attach a photo of the lure here

How to fish with this lure:

REQUIREMENT 5: Name and identify five natural baits and explain how to fish with them.

NATURAL BAIT #1:

Name / Type Bait:

Draw or attach a photo of the bait here

How to fish with this bait:



SCOUTMASTER BUCKY

NATURAL BAIT #2:

Name / Type Bait:

Draw or attach a photo of the bait here

How to fish with this bait:

NATURAL BAIT #3:

Name / Type Bait:

Draw or attach a photo of the bait here

How to fish with this bait:



SCOUTMASTER BUCKY

NATURAL BAIT #4:

Name / Type Bait:

Draw or attach a photo of the bait here

How to fish with this bait:

NATURAL BAIT #5:

Name / Type Bait:

Draw or attach a photo of the bait here

How to fish with this bait:



REQUIREMENT 5: Explain why baitfish are not to be released.

Notes:

REQUIREMENT 6a: Explain the importance of practicing Leave No Trace Seven Principles.

Notes:

THE 7 PRINCIPLES of Leave No Trace

1. Plan Ahead & Prepare
2. Travel & Camp on Durable Surfaces
3. Dispose of Waste Properly
4. Leave What You Find
5. Minimize Campfire Impacts
6. Respect Wildlife
7. Be Considerate of Other Visitors

REQUIREMENT 6a: Explain the importance of practicing the Outdoor Code.

Notes:

Outdoor Code

As an American, I will do my best to-
Be Clean in my outdoor manners,
Be Careful with fire,
Be Considerate in the outdoors, and
Be Conservation-minded



SCOUTMASTER BUCKY

REQUIREMENT 6a: Discuss the positive effects of Leave No Trace Seven Principle and the Outdoor Code on fishing resources.

Notes:

REQUIREMENT 6b: Discuss the meaning and importance of catch and release.

Notes:

REQUIREMENT 6b: Describe how to properly release a fish safely to the water.

Notes:



Fishing Merit Badge Workbook

SCOUTMASTER BUCKY

REQUIREMENT 7: Obtain and review the regulations affecting game fishing where you live. Explain why they were adopted and what is accomplished by following them.

Consider using the [Fishing Merit Badge Pamphlet](#) for preparation information

Be sure to bring the regulations you found or obtained to share with your merit badge counselor

This requirement must be reviewed with your merit badge counselor.

BE PREPARED!

Notes:

REQUIREMENT 8: Explain what good outdoor sportsmanlike behavior is.

Notes:

REQUIREMENT 8: Explain how good outdoor sportsmanlike behavior relates to anglers.

Notes:



SCOUTMASTER BUCKY

REQUIREMENT 8:

Tell how the Leave No Trace Seven Principles and the Outdoor Code relate to a fishing sports enthusiast, including the aspects of littering, trespassing, courteous behavior, and obeying fishing regulations.

THE 7 PRINCIPLES of Leave No Trace

1. Plan Ahead & Prepare
2. Travel & Camp on Durable Surfaces
3. Dispose of Waste Properly
4. Leave What You Find
5. Minimize Campfire Impacts
6. Respect Wildlife
7. Be Considerate of Other Visitors

Littering:

Trespassing:

Courteous Behavior:

Outdoor Code

As an American, I will do my best to-
Be Clean in my outdoor manners,
Be Careful with fire,
Be Considerate in the outdoors, and
Be Conservation-minded

Obeying Fishing Regulations:



SCOUTMASTER BUCKY

REQUIREMENT 9: Catch one fish and identify it.

Type of Fish Caught:

Date and Time of Day Fish was Caught:

Location where fish was caught and type of bait/ lure that was used:

Consider using the [Fishing Merit Badge Pamphlet](#) for preparation information

This requirement must be reviewed with your merit badge counselor.

BE PREPARED!

REQUIREMENT 10: If regulations and health concerns permit, clean and cook a fish you have caught. If you are unable to catch a fish for eating, acquire a fish, clean the fish you acquired, and cook the fish you acquired. (It is not required that you eat the fish.)

Consider using the [Fishing Merit Badge Pamphlet](#) for preparation information

This requirement must be reviewed with your merit badge counselor.

BE PREPARED!

Type of Fish:

Identification Key

- 1 Muskellunge
- 2 Largemouth bass
- 3 Smallmouth bass
- 4 Northern pike
- 5 Warmouth
- 6 Pumpkinseed
- 7 White crappie
- 8 Walleye
- 9 Bluegill
- 10 Rock bass
- 11 Green sunfish
- 12 Sauger
- 13 Yellow perch
- 14 White bass
- 15 Black crappie
- 16 Shovelnose sturgeon
- 17 Flathead catfish
- 18 Channel catfish
- 19 Lake sturgeon
- 20 Lake trout
- 21 Brown trout (Great Lakes)
- 22 Chinook salmon
- 23 Rainbow trout
- 24 Brown trout
- 25 Coho salmon
- 26 Steelhead
- 27 Brook trout

