



Motorboating Merit Badge Workbook

SCOUTMASTER BUCKY

SScouts participating in a Scoutmaster Bucky merit badge opportunity, whether online or in person, should consider using the Motorboating merit badge pamphlet for discovery and knowledge, along with the class preparation pages for clarifications, insights, and expectations.

<https://scoutmasterbucky.com/merit-badges/motorboating/motorboating-pamphlet.pdf>

<https://scoutmasterbucky.com/merit-badges/motorboating/motorboating-cpp.pdf>

REQUIREMENT 1a: Discuss with your counselor the following hazards you might encounter while motorboating: flammable fuel; carbon monoxide; propellers; collisions; falls overboard; capsize; running aground. Explain what you should do to anticipate, prevent, mitigate and respond to these hazards.

HAZARD #1

Description:

Anticipate:

Help Prevent:

Mitigate:

Respond:



SCOUTMASTER BUCKY

HAZARD #2
Description:
Anticipate:
Help Prevent:
Mitigate:
Respond:



SCOUTMASTER BUCKY

HAZARD #3
Description:
Anticipate:
Help Prevent:
Mitigate:
Respond:



SCOUTMASTER BUCKY

HAZARD #4

Description:

Anticipate:

Help Prevent:

Mitigate:

Respond:



SCOUTMASTER BUCKY

HAZARD #5
Description:
Anticipate:
Help Prevent:
Mitigate:
Respond:



HAZARD #6
Description:
Anticipate:
Help Prevent:
Mitigate:
Respond:



Motorboating Merit Badge Workbook

SCOUTMASTER BUCKY

REQUIREMENT 1b: Explain first aid for injuries or illnesses that could occur while motorboating, including hypothermia, heat reactions, dehydration, motion sickness, bug bites, blisters.

HYPOTHERMIA:

Prevention:

Symptoms:

Treatment:

HEAT REACTIONS:

Prevention:

Symptoms:

Treatment:



SCOUTMASTER BUCKY

DEHYDRATION:

Prevention:

Symptoms:

Treatment:

MOTION SICKNESS:

Prevention:

Symptoms:

Treatment:



SCOUTMASTER BUCKY

BUG BITES:

Prevention:

Symptoms:

Treatment:

BLISTERS:

Prevention:

Symptoms:

Treatment:



Motorboating Merit Badge Workbook

SCOUTMASTER BUCKY

REQUIREMENT 1c: Identify the conditions that must exist before performing CPR on a person, and explain how such conditions are recognized. Demonstrate proper technique for performing CPR using a training device approved by your counselor.

Notes:

REQUIREMENT 2a: Before doing requirement 5, successfully complete the Scouting America swimmer test.



This requirement must be reviewed with your merit badge counselor.

REQUIREMENT 2b: Name the different types of personal flotation devices (PFDs), and explain when each type should be used. Show how to choose and properly fit a PFD.

Notes:



Motorboating Merit Badge Workbook

SCOUTMASTER BUCKY

REQUIREMENT 3a: Explain inboard, outboard, and inboard/outboard motors, and the uses and advantages of each.

INBOARD MOTOR:

Explanation:

Uses:

Advantages:

OUTBOARD MOTOR:

Explanation:

Uses:

Advantages:



Motorboating Merit Badge Workbook

SCOUTMASTER BUCKY

INBOARD/OUTBOARD MOTOR:

Explanation:

Uses:

Advantages:

REQUIREMENT 3b: Explain the safety procedures and precautions involving handling fuel and engine servicing.

Notes:



Motorboating Merit Badge Workbook

SCOUTMASTER BUCKY

REQUIREMENT 3b: Explain the safety procedures and precautions involving equipment storage and placement.

Notes:

REQUIREMENT 3c: Explain how to winterize a boat motor.

Notes:

REQUIREMENT 3c: Tell why winterizing a boat motor is necessary.

Notes:



Motorboating Merit Badge Workbook

SCOUTMASTER BUCKY

REQUIREMENT 3d: Explain the safety procedures and precautions involving swimmers and skiers in the water.

Notes:

REQUIREMENT 3d: Explain the safety procedures and precautions involving passenger positions underway.

Notes:


REQUIREMENT 3d: Explain the safety procedures and precautions involving boat wakes.

Notes:



Motorboating Merit Badge Workbook

SCOUTMASTER BUCKY

REQUIREMENT 4: Show you know safety guidelines for motorboating by doing the following:	
REQUIREMENT 4a: Review how each item of the Scouting America Safety Afloat policy applies	
<ol style="list-style-type: none">1. Qualified Supervision2. Personal Health Review3. Swimming Ability4. Life Jackets5. Buddy System6. Skill Proficiency7. Planning8. Equipment9. Discipline	
Notes:	
REQUIREMENT 4a: Review how checking the weather prior to and during time on the water is important.	
Notes:	



Motorboating Merit Badge Workbook

SCOUTMASTER BUCKY

REQUIREMENT 4a: Review how confirming all required equipment is present and functional is important.

Notes:

REQUIREMENT 4a: Review how following a float plan is important.

Notes:

REQUIREMENT 4b: Have a permit to operate a motorboat, if required by the laws of your state.

Be sure to bring your permit to share with your merit badge counselor
This requirement must be reviewed with your merit badge counselor.

BE PREPARED!



Motorboating Merit Badge Workbook

SCOUTMASTER BUCKY

REQUIREMENT 4b: Explain the rules or laws that apply to recreational boating in your area or state.

Notes:

REQUIREMENT 4b: Discuss how you would find information regarding the boating laws in different states.

Notes:

REQUIREMENT 4c: Discuss how hazards of weather and heavy water conditions can affect safety and performance in motorboating.

Notes:



Motorboating Merit Badge Workbook

SCOUTMASTER BUCKY

REQUIREMENT 4d: Promise that you will follow Scouting America Safety Afloat guidelines.

1. Qualified Supervision
2. Personal Health Review
3. Swimming Ability
4. Life Jackets
5. Buddy System
6. Skill Proficiency
7. Planning
8. Equipment
9. Discipline



REQUIREMENT 4d: Explain the meaning of each point Scouting America Safety Afloat guidelines.

Notes:



Motorboating Merit Badge Workbook

SCOUTMASTER BUCKY

REQUIREMENT 4e: Explain and show the correct use of equipment required by both state and federal regulations to be carried aboard a motorboat.

Consider using the [Motorboating Merit Badge Pamphlet](#) for preparation information

This requirement must be reviewed with your merit badge counselor.

BE PREPARED!

Notes:

REQUIREMENT 4f: Explain federal and state rules for a ventilation system, and tell why these rules are required.

Rules:

Why Required:



Motorboating Merit Badge Workbook

SCOUTMASTER BUCKY

REQUIREMENT 4g: Explain the use of lights (sight signals) and sound signals on motorboats.

Notes:

REQUIREMENT 4h: Discuss the common types of anchors used in motorboating and under what conditions each would be preferred.

Notes:

REQUIREMENT 4h: Explain proper anchoring techniques.

Notes:



Motorboating Merit Badge Workbook

SCOUTMASTER BUCKY

REQUIREMENT 5:

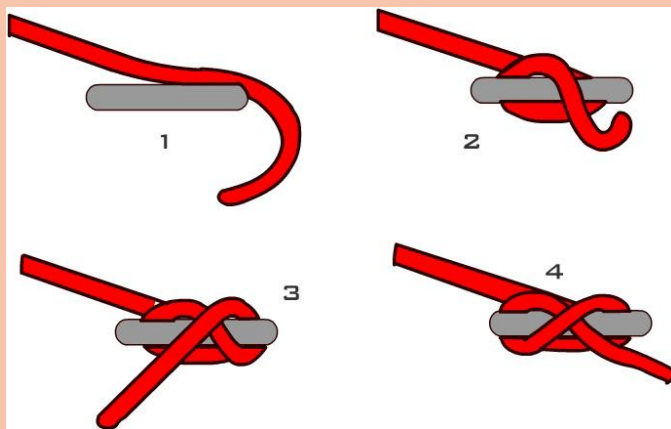
With your counselor or other adults on board, demonstrate proper boat-handling procedures and skills by doing the following:

- Board and assist others in boarding. Confirm that all passengers on board are wearing properly fitted life jackets.
- Fuel the boat and complete a safety check.
- If equipped, attach the engine cut-off switch link and safely start the motor. Get underway from dockside or from a beach launch.
- Run a course for at least a mile, showing procedures for overtaking and passing slower vessels, yielding right-of-way, passing oncoming traffic, making turns, reversing direction, and using navigation aids.
- Stop and secure the boat in position on the open water using anchors. Raise and stow the anchor and get underway.
- Land or dock the boat, disembark, and assist others in doing the same.
- Moor, dock, or beach the boat and secure all gear.
- Demonstrate knots used in boating: cleating hitch, bowline, clove hitch, anchor bend, sheet bend.

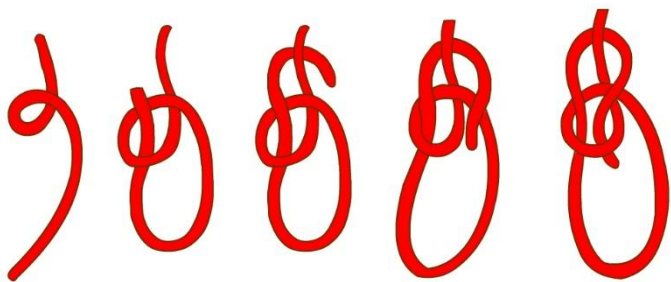
Consider using the [Motorboating Merit Badge Pamphlet](#) for preparation information

This requirement must be reviewed with your merit badge counselor.

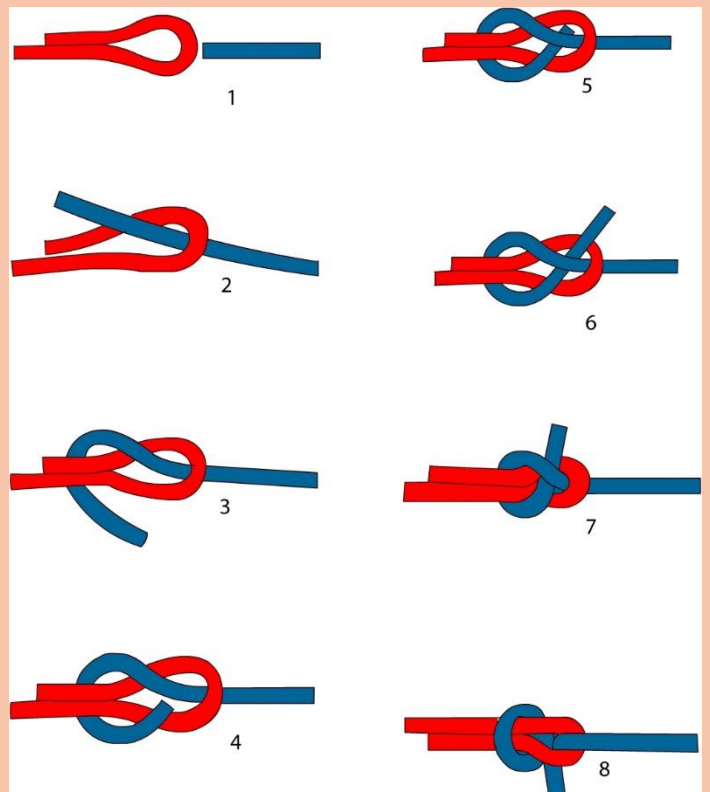
BE PREPARED!



Cleating Hitch



Bowline

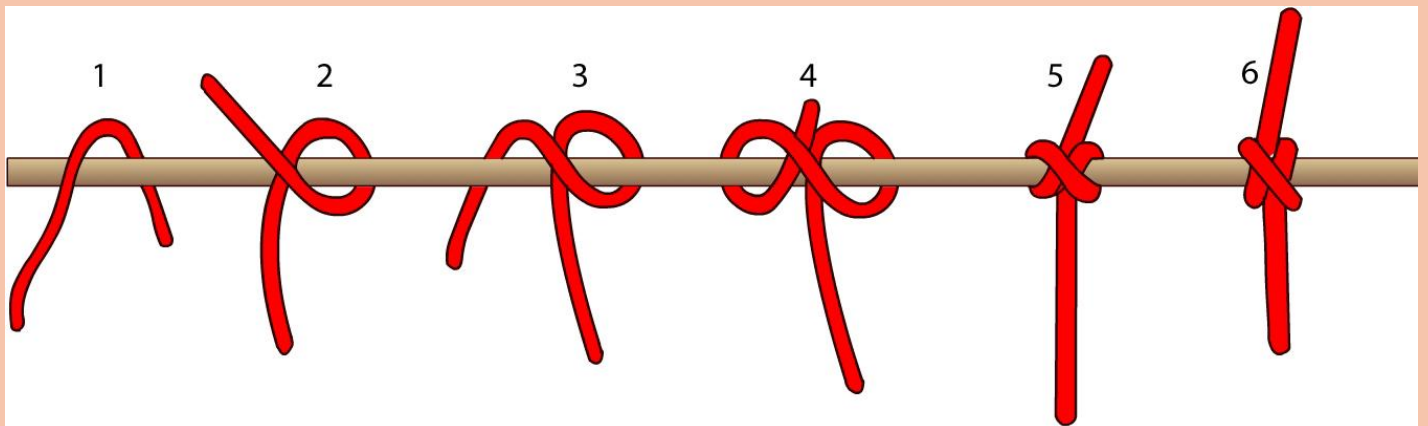


Sheet Bend




Motorboating Merit Badge Workbook

SCOUTMASTER BUCKY



Clove Hitch



Anchor Bend

Notes: